

# Northwood Primary School





## Early Years Curriculum Newsletter


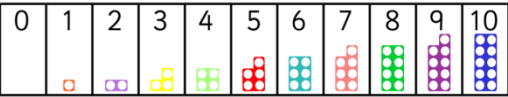





Curriculum Information - Topics					
Autumn 1 2022	Autumn 2 2022	Spring 1 2023	Spring 2 2023	Summer 1 2023	Summer 2 2023
<b>Ourselves</b>	Africa	Dinosaurs	Birds	Plants and growth	The Seaside

Homework Timetable – Reception		
	Issued	Returned to School
Homework	Friday	Wednesday
Book to share	Monday	Friday

### Reception Curriculum

Curriculum Area	Reception	Home Enrichment Activities
<p><b>Personal, Social and Emotional Development</b></p>	<p>Children will have the opportunity to share their thoughts and feelings in circle time. Pupils will be encouraged to talk about their likes and dislikes and begin to identify similarities and differences between themselves and others. Children will consolidate their understanding of the Reception rules and routines. We use the visuals below to help the children understand Reception behaviour expectations.</p> 	<p>Reinforce expected behaviour in the home setting. Discuss the consequences of inappropriate behaviour/actions.</p> <p>Talk about feelings with your child and help them to understand: happy, sad, angry and scared. Encourage them to express how they might be feeling.</p> 
<p><b>Physical Development</b></p>	<p>Children will access the outdoor classroom, and develop balance and coordination skills to enable them to travel in a variety of ways, including over, under, through and around obstacle equipment.</p> <p>Pupils will take part in PE in the school hall, where they will access a themed story book with associated physical activities to support the development of a range of movement skills.</p> <p>Children will engage in a variety of fine motor control activities including: threading, construction, mark making and dough activities. Pupils will also access targeted Dough Gym and Funky Fingers activities to support pencil grip and strength.</p> <p>Pupils will practise health and self-care routines including: hand washing, blowing their nose and dressing for PE and the outdoor environment.</p>	<p>Encourage your child to be fully proficient when using the toilet and washing their hands.</p>  <p>Support pupils to develop the ability to cope with dressing and undressing.</p>
<p><b>Expressive Arts and Design</b></p>	<p>Children will explore drawing techniques and will begin to use different line types of materials to produce art work. (paint, collage, clay, playdough and paste)</p> <p>During child initiated learning, pupils will have access to a wide variety of creative materials and will be able to express their own creativity. Pupils will be able to access a variety of small world and role play activities to develop expressive language.</p> <p>Pupils will develop their repertoire of nursery rhymes, action songs and themed songs. They will use Charanga to develop an understanding of rhythm and beat within music.</p>	<p>Encourage your child to sing songs from school in the home setting.</p>  <p>Allow your child to access a wide range of creative activities: painting, collage, creative role play etc. Why not make a Leaf Man with your child using instructions provided?</p>

<p><b>Communication and Language</b></p> <p><b>Literacy</b></p>	<p>Children will be encouraged to take part in circle time activities within small groups and whole class. There will be lots of opportunities for pupils to express their views, share stories and become confident to speak in a familiar group. Pupils will have the opportunity to engage in role play to develop their expressive language. Blast Language intervention will be delivered to target pupils to develop their expressive and receptive language and early language development. Children will continue to recall story events and will have the opportunity to re-enact stories in their play. Pupils will explore the following stories in class.</p> <ul style="list-style-type: none"> <li>• Harry and His Bucketful of Dinosaurs – Starting School</li> <li>• Funny Bones</li> <li>• Titch</li> <li>• Starting School</li> <li>• You Choose</li> <li>• All Kinds of People</li> </ul> <p><b>Songs covered will include:</b></p> <ul style="list-style-type: none"> <li>• If you're happy and you know it</li> <li>• Heads, Shoulders, Knees and Toes</li> <li>• One Finger, One Thumb</li> <li>• Please and Thank You Song</li> <li>• Hello Song</li> <li>•</li> </ul> <p>Children will access Little Wandle Letters and Sounds, a phonics programme introducing the children to phonemes (sounds) and graphemes (letters). Pupils will develop their writing skills. Working on letter formation, their names and words/sentences containing the learned phonics sounds. (e.g. sat/cot and the cat is on a mat etc.) The children will also begin to read some tricky high frequency words such as 'the' and 'I'.</p>	<p>Encourage your child to speak to a range of adults in the home setting. Encourage your child to ask and answer two part questions and instructions.</p> <p>Encourage your child to identify letters in the environment, e.g. number plates, signs, magazines etc.</p> <p>Access Little Wandle Letters and Sounds online to find out more about the phonics programme we use. You can also access resources to support phonics learning at home: <a href="https://www.littlewandlelettersandsounds.org.uk/resources/for-parents/">https://www.littlewandlelettersandsounds.org.uk/resources/for-parents/</a></p> <p>Read a story to your child every day. Encourage your child to talk about the illustrations in the stories. Model how to hold a book correctly and turn pages. Feed your child's imagination and deepen their vocabulary by telling them a range of stories.</p> 
<p><b>Mathematics</b></p>	<p>Pupils will be introduced to Numicon, which is a multi-sensory resource to support mathematical concepts, for example pattern, addition and problem solving.</p>  <p>Children will consolidate their understanding of the numbers 0-5; counting up to five objects accurately and matching to the correct numeral.</p> <p>Pupils will also develop their understanding of 'one more', find the total number of items in two groups by counting and begin to use the vocabulary involved in addition.</p> <p>Children will also explore size and position and 2D shapes.</p> 	<p>Practise counting with your child. You might like to count objects in the home setting. Encourage your child to place objects in a line whilst counting and to touch count.</p>  <p>Go on a 'Number Hunt' with your child, Draw their attention to numbers in the environment for example, on registration plates, buses, doors and encourage them to recognise and name the numerals they see.</p> <p>Please follow the links below for further information on Numicon or for educational games to access at home:</p> <ul style="list-style-type: none"> <li>• Making Numbers Real-Numicon <a href="https://www.youtube.com/watch?v=yYgwM5Z1tMo">https://www.youtube.com/watch?v=yYgwM5Z1tMo</a></li> <li>• Crickweb-free online educational games for children <a href="http://www.crickweb.co.uk/Early-Years.html">http://www.crickweb.co.uk/Early-Years.html</a></li> <li>• Topmarks-free online Maths games for children <a href="https://www.topmarks.co.uk/maths-games/3-5-years/counting">https://www.topmarks.co.uk/maths-games/3-5-years/counting</a></li> </ul>
<p><b>Understanding the World</b></p>	<p>Pupils will learn about themselves, using their senses. Discussing people and the stages of life (baby, toddler, teenage, adult) and noting differences between the stages. We will discuss our families, friends and what we enjoy as we get to know each other.</p> <p>Children will be learning about Harvest, Diwali and the build up to bonfire night. We will be noting the changes in seasons and what they can see is changing around them. Children will learn about Staying Healthy. The School Nurse will visit and discuss dental and hand hygiene.</p>	<p>Discuss families and extended family, maybe draw a pictures of these of add pictures to their homework book.</p>  <p>Encourage your child to observe and describe the signs of Autumn. Collect fallen leaves and allow your child to produce leaf collage pictures. Your child may like to bring fallen Autumnal leaves to school.</p>