




# Northwood Primary School




## Nursery Curriculum Newsletter



Curriculum Information - Topics					
Autumn 1 2023	Autumn 2 2023	Spring 1 2024	Spring 2 2024	Summer 1 2024	Summer 2 2024
<b>Marvellous Me</b> How does my body work?	<b>Let's Celebrate</b> Why do we celebrate Christmas?	<b>People Who Help Us</b> What jobs can people do?	New Life What do plants need to grow?	<b>Animals (Farm)</b> <b>Which animals live on a farm?</b>	<b>It's A Wonderful World</b> Where do I live?

Homework Timetable – Nursery		
	Issued	Returned to School
Lending Library Book	Friday	Wednesday

Nursery Curriculum		
Curriculum Area	Nursery	Home Enrichment Activities
<b>Personal, Social and Emotional Development</b>	<p>Children in the Nursery will take ownership of taking off and putting on their coats. They will also be encouraged to zip and button their coats.</p> <p>Children will listen to a range of stories which will help them understand their feeling. Children will also learn about the similarities and differences between themselves and others from around the world, through stories.</p>	<p>At home, practise dressing and undressing. It is very important that the children leave Nursery being able to manage their own self-care.</p> 
<b>Physical Development</b>	<p>Children will work on developing their gross and fine motor skills throughout the half term. They will practise their jumping and ball skills including catching and throwing a ball.</p> <p>Children will engage in activities such as dough disco and squiggle whilst you wriggle to improve their fine motor skills.</p>	<p>At home, practise kicking a football into a target e.g. a goal. Encourage children to run and jump whilst outside to improve their gross motor skills.</p> <p>To improve fine motor skills encourage your children to use a pincer grip. An activity you could try at home is putting pegs on paper or on a washing line!</p> 
<b>Communication and Language</b>	<p>Children will listen to a range of stories, songs, rhymes and poems based around our topic. They will learn new words linked to their interests and the topic.</p> <p>Children will be expected to answer questions and talk in full sentences during their time in the Nursery.</p>	<p>At home, read lots of stories. Use these stories to have a 'conversation station'. Learn new words from the stories and encourage your child to put them into full sentences.</p>  <p>This could be the school library book that is exchanged each week.</p>

<p><b>Literacy</b></p>	<p>Children will have lots of opportunities to mark make throughout the topic including writing their names. They will draw pictures and explain what they have created, giving meaning to what they have drawn.</p> <p>In phonics children will blend orally with four sounds e.g. tent and nest. They will continue to listen to initial sounds in words and segment smaller words (c-a-t).</p>	<p>At home, play Eye-Spy with your children. Make sure you use the sound and not the letter name e.g. If you spy a snail say the sound /s/ and not the letter name (Es).</p> 
<p><b>Mathematics</b></p>	<p>Children will continue to subitise with numbers to 5 (recognising numbers without counting). They will explore how other numbers fit together to make a number e.g. 4 and 1 makes 5.</p> <p>Children will explore lots of mathematical language this half term. They will learn about sequencing and use language such as 'first', 'next' and 'last'. They will also be learning more about positional language and practise moving objects 'under', 'next to', 'behind' and 'on top' of things.</p>	<p>At home, talk with your child about the sequence of their day and the order in which they do things. For example when they are getting dressed or brushing their teeth.</p> 
<p><b>Understanding the World</b></p>	<p>Children will learn all about different animals this half term. They will look at different farm and domestic animals and name their babies e.g. pig, piglet.</p> <p>Children will also gain an understanding of where their food comes from e.g. growing and animals.</p>	<p>Visit a farm or pass a farmers field on a walk and discuss the animals that you see.</p> 
<p><b>Expressive Arts and Design</b></p>	<p>Children will continue to develop their art skills by drawing recognisable pictures. They will learn to join pieces of material together with glue and other media to create animals using recycled materials. They will add decoration to finish their designs.</p>	<p>Draw, paint and colour at home. Provide your children with a range of tools to use to draw. Encourage children to draw using shapes to make a recognisable picture.</p> 